


## Selected variables by sector, 2008-2018

Trade concentrated the majority of economic units in 2018 with 46.8 percent.

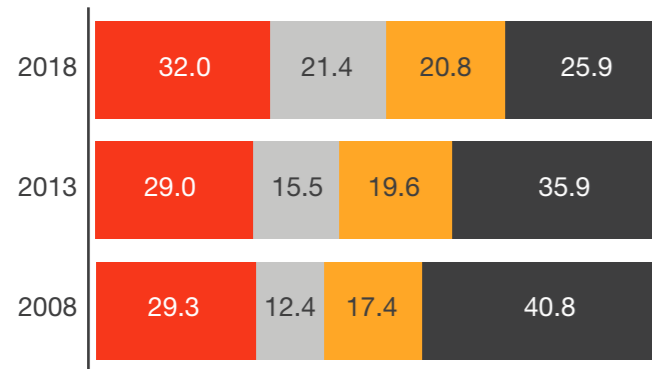
### Economic units structure by sector 2008-2018

(percentages)



### Value added structure by sector 2008-2018

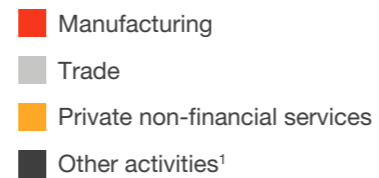
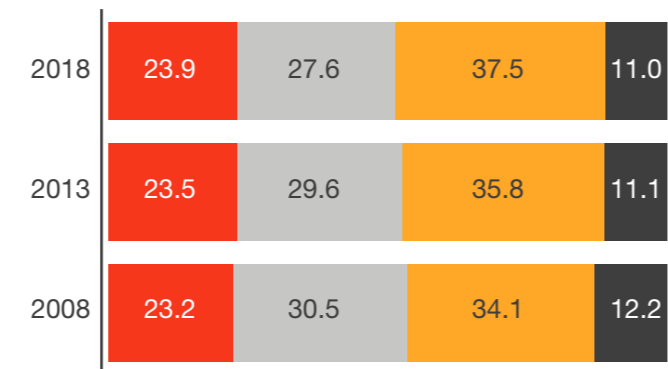
(percentages)



In the case of total employed personnel, private nonfinancial services continued to have the highest percentage with 37.5 % in 2018. Finally, the gross census value added had a greater participation in manufacturing with 32.0 % for 2018.

### Employed personnel structure by sector 2008-2018

(percentages)



Note: percentages may not add up to 100 % due to rounding.

<sup>1</sup> It includes: Fishing and aquaculture, Mining, Electricity, water and gas supply, Construction, Transportation and warehousing as well as Financial and insurance services throughout the national territory of Mexico.

# National results

## Economic Censuses 2019

- There are more than 4.8 million economic units in the *Private and state-owned sectors* in Mexico
- The number of economic units increased 2.6 % annually; 15 states exceeded this percentage.

### Economic units, 2013-2018

The data analyzed belong to the Private and state-owned sectors, which registered a total of 4 800 157 economic units and 27 132 927 employed personnel.

From 2013 to 2018, the number of economic units increased 2.6 % annually; 15 states exceeded this percentage: Colima, Chiapas, Hidalgo, State of Mexico, Michoacan de Ocampo, Nayarit, Oaxaca, Puebla, Que-

retaro, Quintana Roo, Sinaloa, Tabasco, Tlaxcala, Veracruz de Ignacio de la Llave and Yucatan.

Out of these, Oaxaca had a growth rate of 4.3 %, while both Tabasco and Nayarit registered a growth rate of 4.2 and 4.0 percent respectively. The states with the smallest increase in economic units were Mexico City and Jalisco with 0.6 % and 1.4 %, respectively.

### States by growth rates of economic units, 2013-2018



Period	Average annual growth rate
<b>2013 to 2018</b>	<b>2.6 %</b>
Oaxaca	4.3 %
Tabasco	4.2 %
Nayarit	4.0 %
Hidalgo	3.8 %
Chiapas	3.8 %

#### Percentage growth rate of economic units

- From 2.6 to 4.3 annual
- From 1.7 to 2.5 annual
- From 0.6 to 1.6 annual

$$*Average\ annual\ growth\ rate = \left[ \left( \frac{EV}{BV} \right)^{\frac{1}{5}} - 1 \right] \times 100$$

Conociendo México

800 111 46 34  
www.inegi.org.mx  
atencion.usuarios@inegi.org.mx

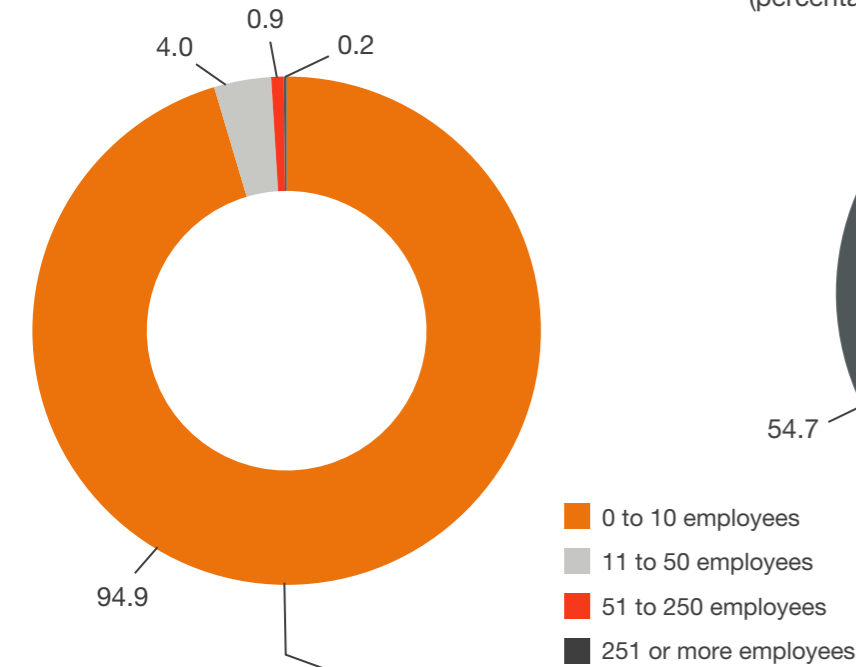
INEGI Informa

## Economic units by size

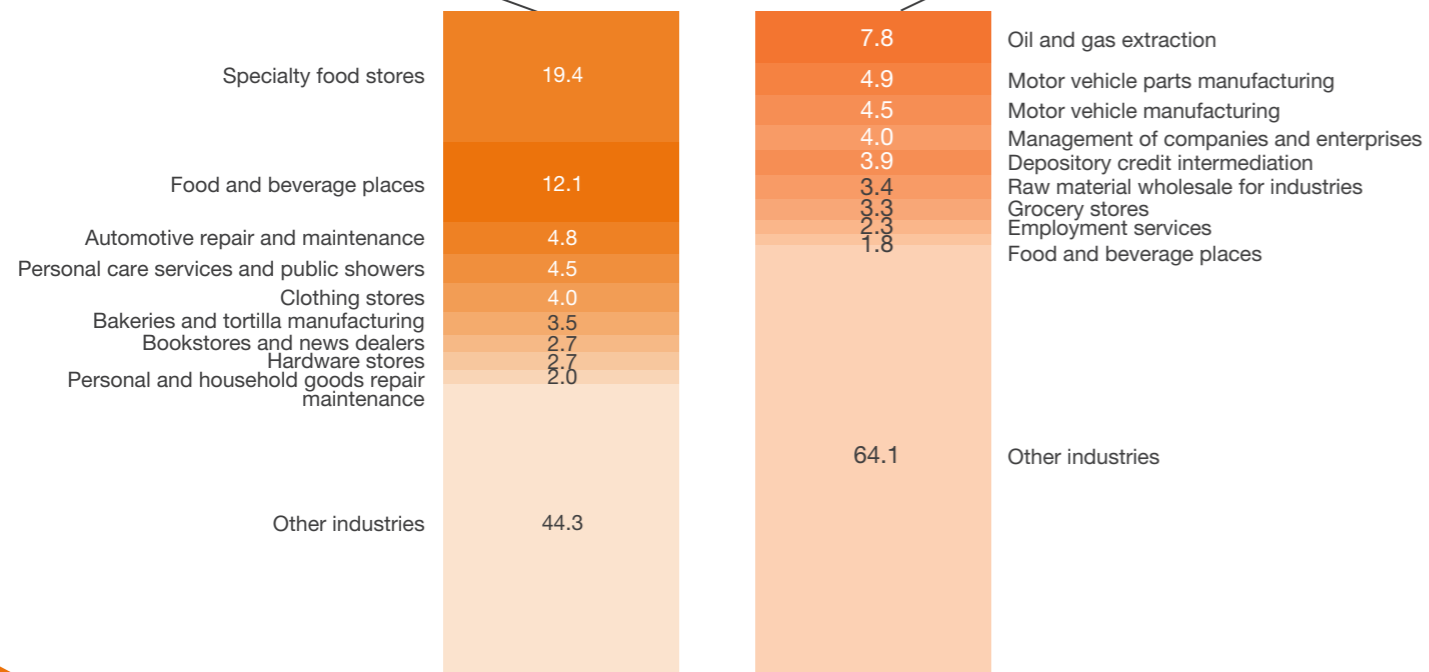
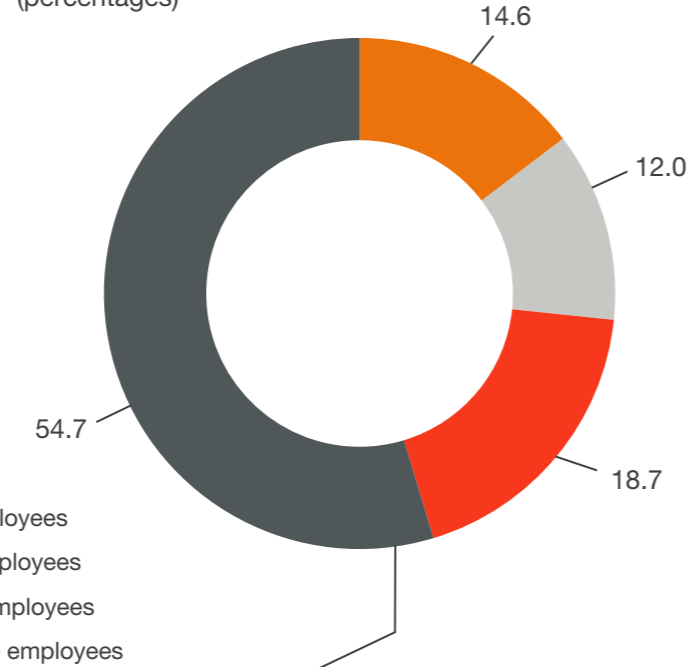
94.9 % of the total of economic units are micro-businesses (businesses that employ 0 to 10 people).

The highest percentage of value added in the country was registered in the units that employed 251 and more people, with 54.7 %.

## Economic units by size, 2018 (percentages)



## Value added by size of establishments, 2018 (percentages)

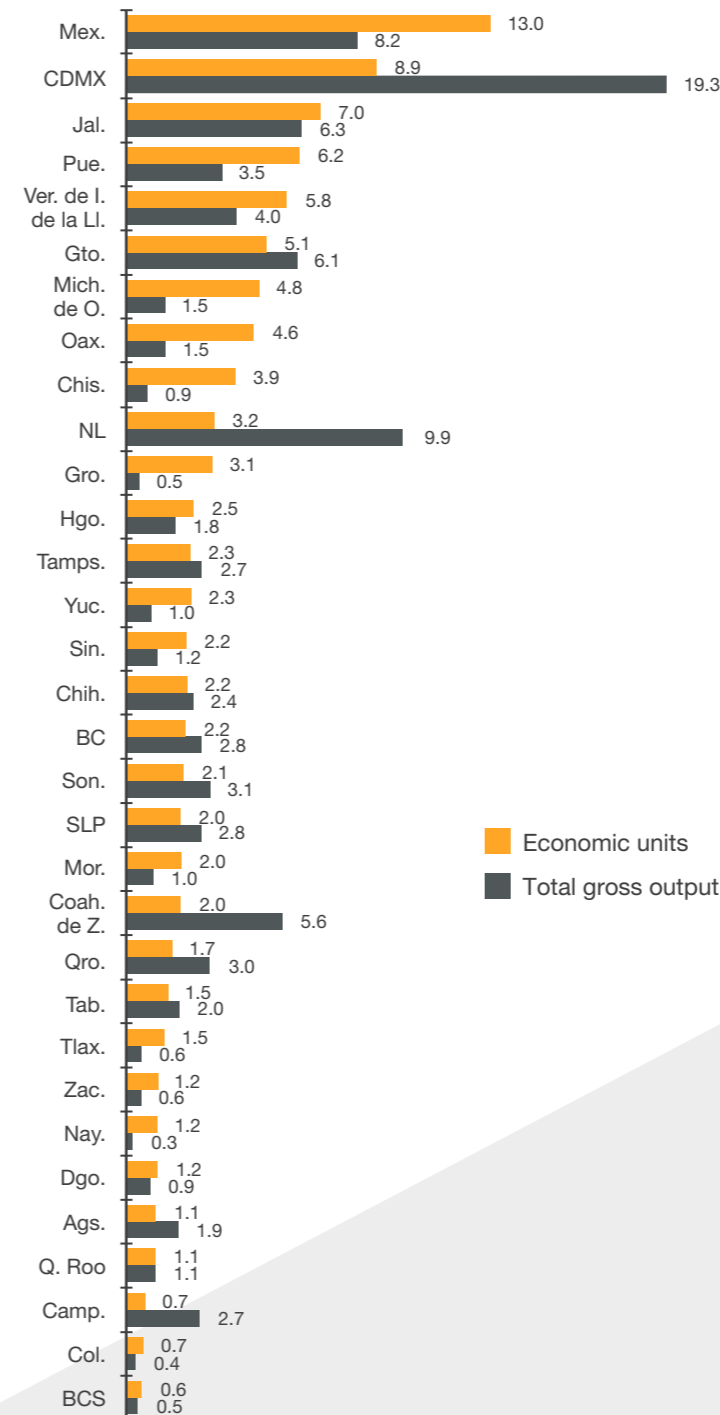


Note: percentages may not add up to 100 % due to rounding.

## Economic units and Total gross output by state

State of Mexico presented the highest percentage in economic units with 13.0 %, followed by Mexico City with 8.9 %; regarding the total gross output, Mexico City exceeded State of Mexico reporting 19.3 % versus 8.2 percent.

## Economic units and Total gross output by state, 2018 (percentages)



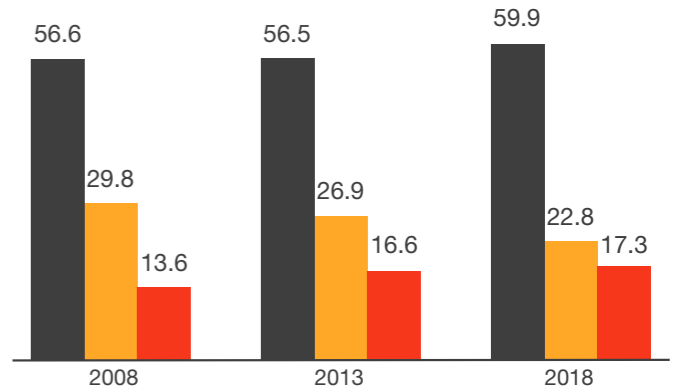
Note: the states were organized according to the number of economic units.

## Employed personnel

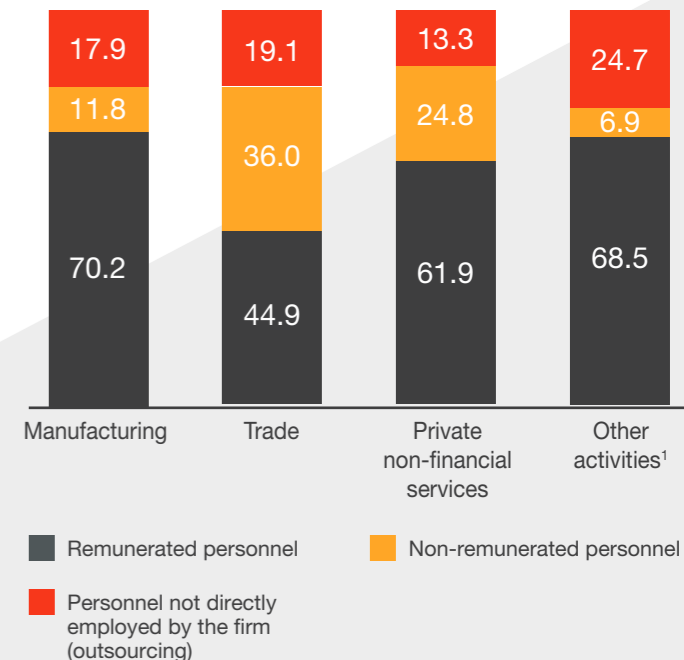
From 2008 to 2018, the number of remunerated personnel and personnel not directly employed by the firm (outsourcing) has grown.

In Manufacturing, 70.2 % of the total employed personnel are remunerated. The Trade sector stands out for its high participation of non-remunerated employed personnel, with 36.0 percent.

## Employed personnel by category 2008-2018 (percentages)



## Categories of employed personnel by sector, 2018 (percentages)



Note: percentages may not add up to 100 % due to rounding.  
<sup>1</sup> It includes: Fishing and aquaculture, Mining, Electricity, water and gas supply, Construction, Transportation and warehousing as well as Financial and insurance services throughout the national territory of Mexico.